


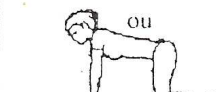



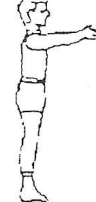

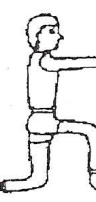




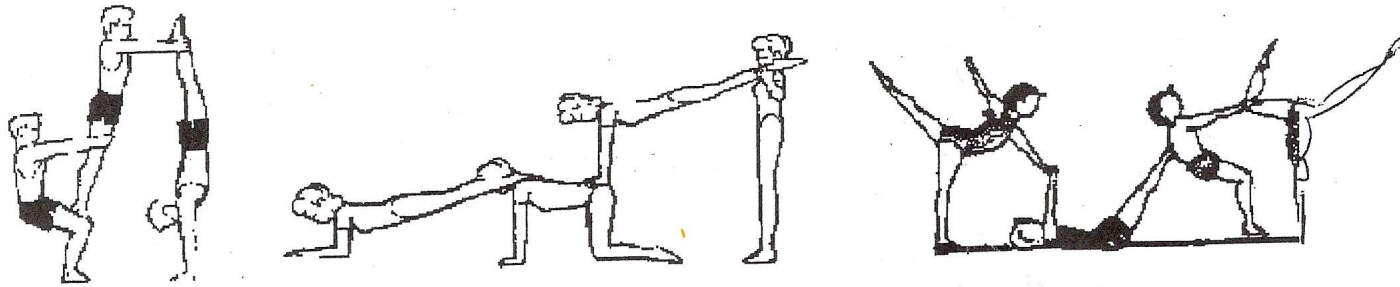



# Fiche de construction de pyramide 6ème

<p><b>V</b>oltigeur</p> <p><b>P</b>orteur</p>	 ou 	 ou 			
					
					
					
					
					
					
					

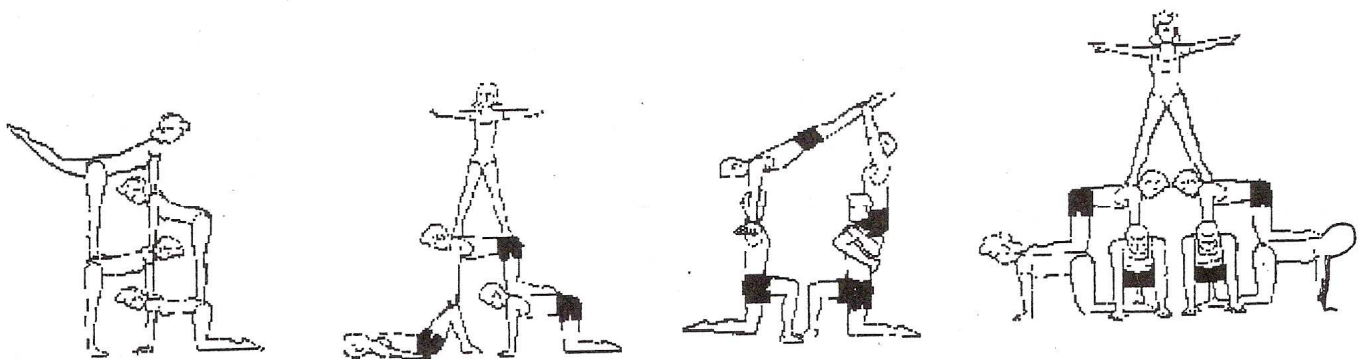
# Les différentes sortes de figures




Les figures en chaînes



Les figures en miroir ou symétriques



Les figures en pyramides



Les figures dynamiques

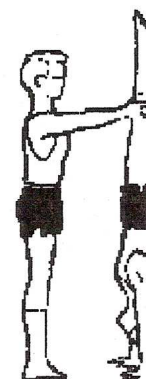

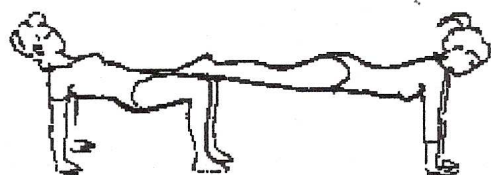
# Comment créer une figure

Pour créer une figure ,  
**le voltigeur** a le choix entre plusieurs positions.

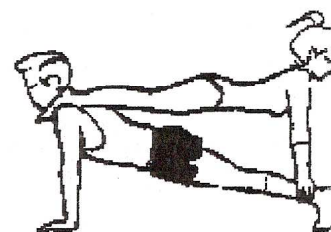
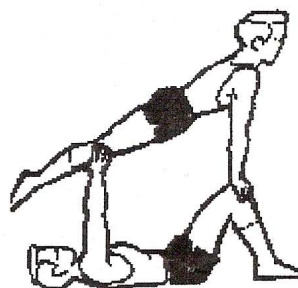

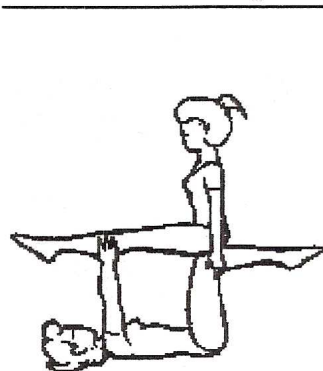
Il peut conserver au sol des appui manuels ou pédestres.

Il peut être en appui sur un ou plusieurs porteurs

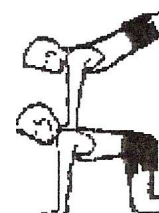



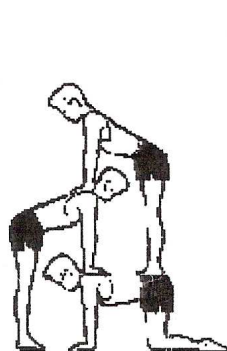
## Le voltigeur



Le voltigeur a des appuis au sol : les mains ou les pieds.



Le voltigeur n'a aucun appui au sol



Le voltigeur est en appui sur 2 porteurs

Accueil

Les bases






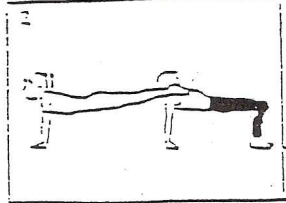



la sécurité

Le voltigeur

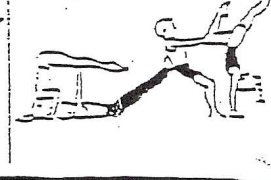

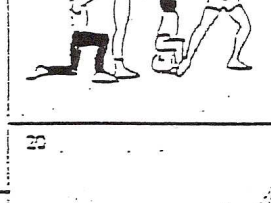
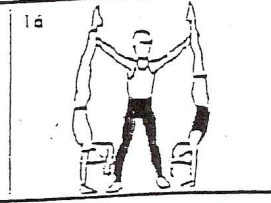




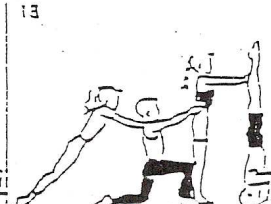


Le porteur





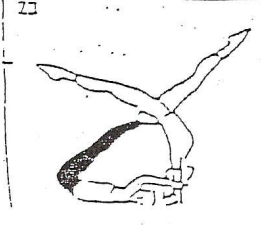
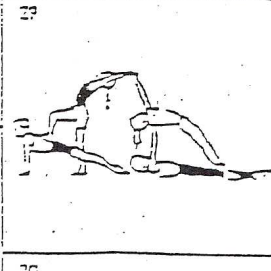




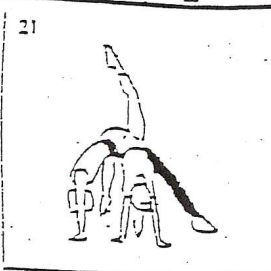
P  
O  
S  
T  
U  
R  
E  
S



A  
P  
P  
U  
I  
R  
E  
N  
V  
E  
R  
S  
E  
M



S  
O  
U  
P  
L  
E  
S  
S  
E




# ELEMENTS NIVEAU 1

DUO

TRIO

QUATUOR




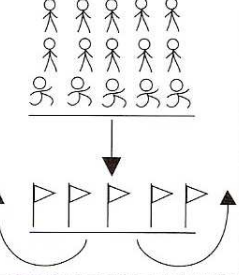
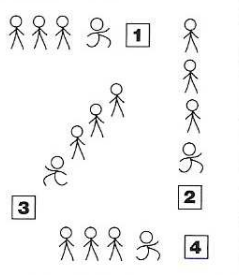
# ELEMENTS

# NIVEAU 2

ESTURSE  
APPUI  
RENVERSE  
SOULEVE

## L'organisation matérielle

Différentes formes d'organisation seront utilisées en alternance. On veillera à ce qu'elles soient adaptées aux comportements recherchés et au degré de maturité des enfants pour les amener à acquérir des habitudes de travail en respectant l'organisation sociale et le dispositif matériel.

forme de travail	organisation
<b>Dispersion</b>	
<b>Vagues Colonnes</b>	
<b>Ateliers</b>	
<b>Circuit Parcours</b>	